



A Lesson in Character Traits

By Jeannie Johnson-Young



Objective:

I can identify character traits and tell how they make a person act in a certain way.

What is a character trait?



With a partner, use the stem “I think a character trait is...”

Character Traits

- A character trait is what a person is like on the inside that influences how they act.
- Character traits can be positive.
- Character traits can be negative.

Examples of Positive and Negative Character Traits

Positive

Brave
Determined
Honest
Kind
Loyal
Generous

Negative

Cowardly
Quits easily
Deceitful
Cruel
Disloyal
Greedy

Word

Generous


Definition

Very giving or unselfish

Sentence

John was generous when he gave his toy to a little boy who did not have one.

Picture



Your Turn!

You will divide into eight groups. Each group will be assigned a word. On a piece of chart paper, write down the word, the definition of the word, a sentence using that word, and a picture to show that word . You will present your word to the class after everyone has completed the work.



kind

anxious



bullying

friendly

shy

jealous

bossy



forgiving



Word

Definition

Sentence

Picture

The background features a large light blue circle in the center containing text. Surrounding it are various other circles and shapes in colors like red, yellow, teal, and orange. A red circle in the upper left contains a white quotation mark icon.

“

Illustrations in picture books often give you hints about what a character is thinking or feeling, or how that character is acting. They also can give you hints about some of that person's character traits. We are going to look at some pictures.




“

You will talk with your friends and use a character trait to describe what that character is thinking or feeling. Then write your answer in the blank space on your worksheet. You can use the posters if you need help finding a word.

Grandpa

When grandpa fixes Polka-dot's stuffed animal, what character trait is he showing?



Grandpa

Polka-dot

Table Talk



With a partner, use the stem “I think the character trait Grandpa is showing is...”



I think the character trait Grandpa is showing is _____




I think the character trait Liz is showing is _____



I think the character trait Polka-dot is showing is _____

Liz

By the look on Liz's face, what character trait is she showing?



Polka-dot

Liz

Table Talk



With a partner, use the stem “I think the character trait Liz is showing is...”



I think the character trait Grandpa is showing is _____



I think the character trait Liz is showing is _____



I think the character trait Polka-dot is showing is _____

Polka-dot

By the look on Polka-dot's face, what character trait is she showing?



Polka-dot

Table Talk



With a partner, use the stem “I think the character trait Polka -dot is showing is...”



I think the character trait Grandpa is showing is _____



I think the character trait Liz is showing is _____



I think the character trait Polka-dot is showing is _____



Read Aloud

I'll read *Polka-dot Fixes Kindergarten*, and as I read, think about the character traits of the characters in the story.

Never Say Always

Saying things like “You never...” or “You always...” can be unfair. No one is ALWAYS something. No one is NEVER something. People can change. How did Liz change by the end of the story? How did the relationship between Liz and Polka-dot change? Why did that happen?

Your Turn!

You will write a personal narrative about a time when you were struggling to get along with someone, and you changed how you felt about that person. The narrative should be one complete paragraph with 3-6 sentences. Use the writing paper in your packet called, “My Polka-dot Experience.”



My Polka-dot Experience

By _____



Thank You!

This slide show is the copyrighted material of Catherine Urdahl and Jeannie Johnson-Young and cannot be sold or copied for any use other than educational purposes. Copyright November 2020.